DARTANK

PRODUCT DATA SHEET



WALLPAPERS

Wallpaper Space Travel

Space Travel — child fresco.

Dartank reference **D3PP331**

CHILDREN'S WALLPAPER

Wallpaper Space Travel

Space Travel — child fresco.

MADE-TO-MEASURE PRINTED WALLPAPER — VINYL, TEXTILE OR NATURAL-FIBRE SUBSTRATES

VINYLE

REACTION TO FIRE B-S1,D0 TO C-S2,D0 DEPENDING ON SUBSTRATE (VINYL AND SISAL SUBSTRATES)



IDENTIFICATION

Dartank reference	**D3PP331**
Dartank EAN	**3701839333495**
Material	**Made-to-measure printed wallpaper — vinyl, textile or natural-fibre substrates**
Sales unit	**Square metre (m²)**

OVERVIEW

Overview

Wallpaper printed to order to the wall dimensions (with a 5–10 cm installation margin) using water-based latex inks. The design can be printed on vinyl on non-woven from 215 to 400 g/m² (canvas, linen or scratch-resistant plaster finishes, satin gold), on PVC-free natural sisal, on linen and viscose or on a silky textile. Strips come with a technical margin for overlap and double-cut installation.

KEY BENEFITS

01
Sized to the wall

Each design is printed to order to your wall dimensions.

02
10 substrates

Textured vinyls, natural fibres (sisal, linen) or silky textile.

03
Water-based latex inks

Water-based latex printing, solvent-free.

04
Fire-rated

Vinyl and sisal substrates rated B-s1,d0 to C-s2,d0 (EN 13501-1).

05
Washable

All substrates can be cleaned following their care instructions.

06
Easy to hang and remove

Only the wall is pasted; later removal is easier.

PRODUCT CHARACTERISTICS

Material	**Vinyle**

THE MATERIAL

Made-to-measure printed wallpaper — vinyl, textile or natural-fibre substrates

Décor digitally printed to order on a substrate chosen from vinyls on non-woven, natural sisal, linen or a silky textile.

Product type	**Digital wallpaper printed with water-based latex inks, to wall size**
Composition	**PVC-coated vinyl on non-woven; PVC-free natural substrates: 100% plant-fibre sisal, linen with a little viscose**
Intended use	**Interior**
Print substrate options	**Vinyl on non-woven ~350 g/m², B-s1,d0; canvas-effect vinyl ~270 g/m², C-s2,d0; fine-line vinyl ~270 g/m², C-s2,d0; scratch-resistant linen-effect vinyl ~400 g/m², B-s1,d0; organic-stripe vinyl ~215 g/m², C-s2,d0; scratch-resistant plaster-effect vinyl ~400 g/m², B-s1,d0; satin gold vinyl 350 g/m², B-s1,d0; PVC-free natural sisal 250 g/m², B-s1,d0; linen and viscose on non-woven 295 g/m²; silky textile ~200 g/m², B1 (DIN 4102-1)**
Backing	**Non-woven**
Weight per m²	**200–400 g/m² ≈**
Application temperature	**18–25 °C**
Strip width	**83–125 cm**
Pasting method	**Paste the wall only, strip hung dry**

Strip joining	**Strips supplied with a technical margin: overlap and double-cut; butt-jointed on request**
Adhesive	**Fresh, high-quality adhesive for non-woven or textile-backed wallpaper, suited to the substrate weight**
Full adhesive drying time	**24 h**
Drying of new plaster or paint	**3 semaines ≈**

PERFORMANCE AND TEST RESULTS

Property	Standard	Result
Reaction to fire	EN 13501-1	**B-s1,d0 to C-s2,d0 depending on substrate (vinyl and sisal substrates)**
Washability		**Washable according to the substrate instructions**
Compliance / labels		**Depending on substrate: hygiene certificate, FSC Mix, CE marking, A+ emissions, REACH, OEKO-TEX Standard 100**

INSTALLATION

SUBSTRATE

Dry, clean, degreased, smooth wall of a light, uniform colour; old wallpaper and flaking paint fully removed, holes and cracks filled with plaster, glossy surfaces sanded.

PRIMER

Apply a deep-penetrating primer, preferably fungicidal, in two coats at least 24 h before hanging.

NEW PLASTER AND PAINT

Allow about 3 weeks to dry before hanging.

ROOM CONDITIONS

18 to 25 °C, no draughts, air conditioning, auxiliary heaters or sudden temperature changes, during installation and for at least 24 h afterwards.

SITE

Hang last, in a clean room: sockets removed, radiators taken down, holes drilled, acrylic sealing of skirtings and joinery done and adjacent walls painted beforehand.

Installation

1. **1. Check** Unroll all strips side by side and check pattern, shade, dimensions and condition; report any discrepancy before installing.
2. **2. Marking out** Draw a plumb line with a spirit or laser level, one strip width from the starting point, and mark the position of each strip.
3. **3. Pasting the wall** Apply adhesive to the wall with a roller or brush in a thin, even coat slightly wider than the strip; very thin at the edges to avoid squeeze-out. Never paste the strip.
4. **4. Hanging** Apply the dry strip from the top against the plumb line, then smooth it with a roller or soft brush from the centre outwards to remove air.
5. **5. Next strips** Hang the following strips, matching the pattern carefully; never place a joint in a corner or on an edge.
6. **6. Cleaning** Wipe off any adhesive immediately with a clean, slightly damp sponge or cloth; never let adhesive dry on the decorative face.
7. **7. Trimming** Trim the excess at top and bottom with a sharp utility knife guided by a metal spatula.
8. **8. Repositioning** Never slide a strip once stuck: if misplaced, peel it off and hang it again.

MAINTENANCE

Care and cleaning

Vinyl substrates	**Wash with a damp sponge following the substrate instructions.**
Natural sisal	**Vacuum gently or spot-clean with a damp sponge and mild detergent; do not scrub.**
Natural linen	**Vacuum gently or wipe with a damp sponge; if fibres pill, use a fabric shaver.**

QUANTITIES

COVERAGE PER M² — 8% cutting waste

AREA	BILLED
5 m²	5.4 m²
10 m²	10.8 m²
20 m²	21.6 m²
50 m²	54 m²

COLOURS AND OPTIONS

Shades


Space Travel 4N


Space Travel 3N


Space Travel 2N


Space Travel 1N

Available materials

Vinyl wallpaper Dolores DECO · Vinyl wallpaper Canvas DECO · Vinyl wallpaper Fine Line DECO · Vinyl wallpaper Len DECO · Vinyl wallaper Glam DECO · Vinyl wallpaper Plaster DECO · NATURAL wallpaper Organic SISAL · BioLen Terra · Soyeux textile · Vinyl Wallpaper Golden Leaf

PRECAUTIONS

- **Natural sisal** 92% opacity: hang on a white wall. Joints may be slightly visible and small natural irregularities may occur; corner wrapping requires an experienced installer.
- **Natural linen** White areas of the design show the natural colour of the substrate.
- **Print proof** Short reference value: order within 3 days of receiving it.
- **Old wallpaper** Hanging over old wallpaper is not recommended.

Non-contractual document. Values are given for guidance; official documents are available on request.